

MicroDome® Duo IP Megapixel Cameras

4, 6, and 10 Megapixel (MP) H.264 All-in-One Remote Focus User-Configurable Multi-Sensor True Day/Night Indoor/Outdoor Dome IP Cameras with SNAPstream™ (Smart Noise Adaptation and Processing) and WDR (Wide Dynamic Range) Models



The MicroDome® Duo series features twin multi-megapixel cameras in a compact housing, and is ideal for a variety of professional indoor/outdoor surveillance requirements. Applications include coverage of a hallway or walkway, monitoring POS terminals or ATMs, or for viewing of a single wide area or two distinct regions.

The extremely compact MicroDome Duo series offers 4-, 6-, or 10-megapixel resolution models, with choice of 2.1mm, 2.8mm, 4mm, 6mm, 8mm, 12mm, or 16mm lenses. The MicroDome Duo is ideal for applications with challenging lighting conditions regardless the time of day, supported by dual day/night mechanical IR cut filters. For applications with strong backlighting, reflections from wet flooring/puddles, or contrast due to fog, mist, or glare, Wide Dynamic Range (WDR) is available on select 4- and 6-megapixel models. MicroDome Duo features CorridorView™ for better coverage of hallways and corridors.

MicroDome Duo includes SNAPstream™ (Smart Noise Adaptation and Processing) technology to reduce bandwidth without impacting image quality. Built-in remote focus capability allows installers to simply click “Short-range Focus” or “Full-range Focus” for rapid setup. The three-axis lens adjustment provides multiple camera placement options, allowing the MicroDome Duo to be easily mounted on a wall or ceiling, while the installer can pan, tilt, and rotate the lens in a variety of directions for a precise field of view.

The installer-friendly MicroDome Duo enclosure shortens the installation process. MicroDome Duo is in an IP66 rated surface mount for use in both indoor and outdoor applications. All models feature an impact resistant, IK-10 rated cast-aluminum housing with dual polycarbonate bubbles, capable of withstanding the equivalent of 55 kg (120 lbs) of force.



Interchangeable Lenses with Remote Focus Module



SNAPstream™ Technology



CorridorView™ with 90° Image Flip



Hallway Capable



Wide Dynamic Range on Select 4 and 6MP Models



True Day/Night with IR Cut Filter



Pixel Binning Mode on 6 and 10MP Models



Ultra Low Profile Design



3-Axis Gimbal



Impact / Weather Resistant IK-10 and IP66 Rated

Series Features

- 4, 6, or 10MP Models
- SNAPstream™ (Smart Noise Adaptation and Processing) Technology Reduces Bandwidth without Impacting Image Quality
- Strong Low Light Performance with Binning Mode for 6MP and 10MP Models
- True Day/Night Functionality with Mechanical IR Cut Filter
- True WDR up to 100dB at Full Resolution Available in Select 4MP and 6MP Models
- CorridorView™ Allows 90° Image Rotation for Better Coverage in Hallways and Corridors
- Dual Encoder H.264/MJPEG
- Remote Focus Module
- Privacy Mask, Motion Detection, Flexible Cropping, Bit Rate Control, Multi-Streaming, Multicasting, and Forensic Zooming
- Multiple Lens Options Available (Sold Separately)
- Network Protocols Include DHCP, and More
- All-in-One H.264 Total Power Over Ethernet (PoE) Solution
- Easily Adjustable 3-Axis Gimbal
- Ultra Low Profile Design / Small Size
- IK-10 Impact-Resistant Housing
- Outdoor Rated IP66

Camera Imaging Specifications

Model		AV4655DN	AV4656DN	AV6655DN	AV6656DN	AV10655DN
Image Sensor (CMOS)		4MP (2 x 1080p)	4MP (2 x 1080p)	6MP (2 x 3MP)	6MP (2 x 3MP)	10MP (2 x 5MP)
Optical Format		1/3"	1/3.2"	1/3"	1/3.2"	1/2.5"
Pixel Pitch		2.2µm	2.2µm	2.2µm	2.2µm	2.2µm
Minimum Illumination	Color (Day Mode)	0.2 Lux	0.2 Lux	0.2 Lux	0.2 Lux	0.3 Lux
	Color Binning (Day Mode)	-	-	0.1 Lux	0.1 Lux	0.15 Lux
	B/W (Night Mode)	0.02 Lux, IR sensitive	0.02 Lux, IR sensitive	0.02 Lux, IR sensitive	0.02 Lux, IR sensitive	0.03 Lux, IR sensitive
Full FOV Resolution	Total	3840 H x 1080 V	3840 H x 1080 V	4096 H x 1536 V	4096 H x 1536 V	5120 H x 1920 V
	Per Sensor	1920 H x 1080 V	1920 H x 1080 V	2048 H x 1536 V	2048 H x 1536 V	2560 H x 1920 V
1/4 Resolution	Total	1920 H x 540 V	1920 H x 540 V	2048 H x 768 V	2048 H x 768 V	2560 H x 960 V
	Per Sensor	960 H x 540 V	960 H x 540 V	1024 H x 768 V	1024 H x 768 V	1296 H x 960 V
Dynamic Range		69.5dB	WDR up to 100dB	69.5dB	WDR up to 100dB	70.1dB
Frame Rates	At Max Resolution	15fps (3840 x 1080)	15fps (3840 x 1080)	10fps (4096 x 1536)	10fps (4096 x 1536)	7fps (5120 x 1920)
	1/4 Resolution	24fps (1920 x 590)	24fps (1920 x 590)	17fps (2048 x 768)	17fps (2048 x 768)	10fps (2560 x 960)
	Binning Mode	-	-	34fps (2048 x 768)	17fps (2048 x 768)	26fps (2560 x 960)
Lens	2.8mm Lens Option (-28 Models)	2.8mm, F1.8, H-FOV = 83°	2.8mm, F1.8, H-FOV = 83°	2.8mm, F1.8, H-FOV = 88°	2.8mm, F1.8, H-FOV = 88°	2.8mm, F1.8, H-FOV = 114°
	8mm Lens Option (-08 Models)	8mm, F1.6, H-FOV = 30°	8mm, F1.6, H-FOV = 30°	8mm, F1.6, H-FOV = 33°	8mm, F1.6, H-FOV = 33°	8mm, F1.6, H-FOV = 43°

Programmability

Optics	M12 lens and remote focus module
Low Light Performance	Pixel Binning Mode 6MP and 10MP models
Picture-in-Picture	Simultaneous delivery of full field-of-view and zoomed images
Programmable Shutter Speed	Controls motion blur, 1ms – 500ms
Motion Detection	Real-time, 1024 detection zones
Privacy Masking	Unlimited
Flexible Cropping	Any resolution multiple of 2 for H.264; any image width multiple of 64 for JPEG full resolution; any image width multiple of 128 for JPEG half resolution (no restriction on image height for JPEG)
Backlight Compensation	Reference windows for auto exposure and white balance
Flicker Control	50/60Hz selectable
Image Rotation	CorridorView™ (90°, 180° and 270° image rotation)
Wide Dynamic Range	Auto switch control adjustment between WDR and LDR modes (WDR models)
Noise Reduction	SNAPstream™ (Smart Noise Adaptation and Processing) technology
Efficiency	Bit rate and bandwidth limitation control Bandwidth and storage savings by running at 1/4 resolution
Sharpness	Selectable enhancement level
Miscellaneous	Programmable resolution, brightness, saturation, gamma, tint Electronic pan, tilt, zoom (PTZ)

Data Transmission

Compression Type	H.264 (MPEG-4, Part 10)/Motion JPEG
	21 levels of quality
Network Protocols	RTSP, RTP/TCP, RTP/UDP, HTTP, DHCP, TFTP
Network Interface	100Base-T Ethernet
Multi-Streaming	8 non-identical streams

Compliance

Industry Standard	ONVIF Profile S
Listings	UL (CB)
FCC Compliance	47 CFR 15 Class A
Environmental	RoHS, REACH, WEEE
Markings	(CE) EN55022 Class A, EN55024, EN61000-3-2, EN61000-3-3, EN60950-1
Mechanical	IP66 (EN60529), IK-10
CoO	Made in the USA

Environmental

Operating temperature	-40°C (-40°F) to +50°C (122°F)
Humidity	0% to 90% (non-condensing)
Storage temperature	-40°C (-4°F) to +60°C (140°F)

Electrical

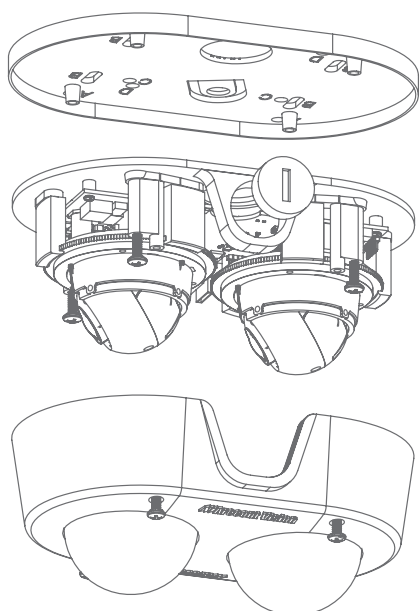
Alarm Input/Output	General purpose opto-coupled, 1 input/1 output
Power Over Ethernet	PoE 802.3af, Class 3
Power Consumption	7.9 Watts DC Power max

See Next Page for Mechanical Specs

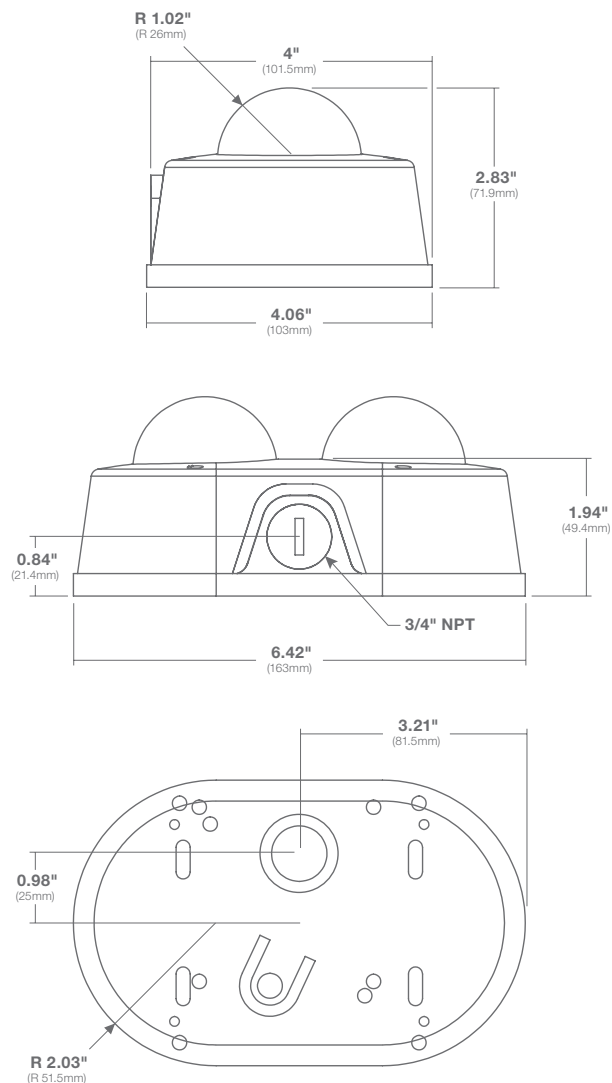
Mechanical

Casing	Tamper-resistant housing, IK-10 Impact-resistant	
	Surface mount with die-cast aluminum housing and 2" polycarbonate dome bubble	
	IP66 weather proof standard	
	3/4" NPT	
Mount	Mount plate with electrical box adapter holes (included)	
Gimbal	Easily adjustable, 3-axis w/360° pan, 90° tilt, and 360° z-axis	
Dimensions <i>(See Dimensions)</i>	Unit	2.83" H (71.9mm) x 4.06" W (103mm) x 6.42" L (163mm)
	Packaged	3.74" H (95mm) x 4.72" W (120mm) x 7.09" L (180mm)
Weight	Unit	1.95lbs (0.88kg)
	Packaged	2.4lbs (1.09kg)

Quick Installation



Dimensions



See Next Page for Ordering Information

Ordering Information



Model Specific Features

Model	Resolution	Frame Rate	Features	
AV4655DN	4MP	15fps	-	-
AV4656DN	4MP	15fps	WDR	-
AV6655DN	6MP	10fps	-	Binning
AV6656DN	6MP	10fps	WDR	Binning
AV10655DN	10MP	7fps	-	Binning

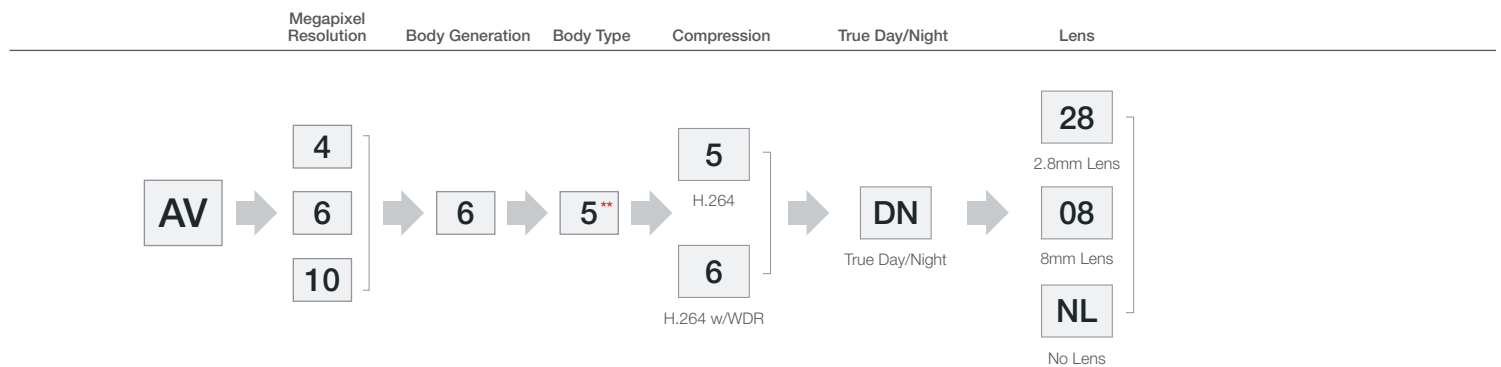
Options

-28	2.8mm Lens
-08	8mm Lens
-NL	No Lens

Configurations



Create Your Model (Example: AV10655DN-08)



** "5" represents the MicroDome series product line

Model Numbers

4MP	AV4655DN-28	AV4655DN-08	AV4655DN-NL
	AV4656DN-28 WDR	AV4656DN-08 WDR	AV4656DN-NL WDR
6MP	AV6655DN-28	AV6655DN-08	AV6655DN-NL
	AV6656DN-28 WDR	AV6656DN-08 WDR	AV6656DN-NL WDR
10MP	AV10655DN-28	AV10655DN-08	AV10655DN-NL

Lens Options (Sold Separately)

Model	Focal Length	Horizontal Field of View					
		1.2MP	1080p	1080p WDR	3MP	3MP WDR	5MP
MPM2.1	2.1mm	130°	113°	113°	121°	121°	-
MPM2.8A*	2.8mm	95°	83°	83°	89°	89°	113°
MPM4.0A	4mm	67°	59°	59°	63°	63°	80°
MPM6.0	6mm	46°	40°	40°	43°	43°	56°
MPM8.0	8mm	35°	30°	30°	33°	33°	42°
MPM12.0A	12mm	23°	20°	20°	22°	22°	28°
MPM16.0	16mm	17°	15°	15°	16°	16°	20°

* MPM2.8A (2.8mm) is the default lens with the exception of "-NL" models

Accessories

AV-EBAS	Square electrical box adapter plate accessory
MDD-CMT	Pendant mount for MicroDome® Duo
MDD-FMA	Flush mount adapter for MicroDome Duo
MDD-WMT	Wall mount for MicroDome Duo